



2022 One Design Racing  
Series 1-4

Whitby Yacht Club  
Whitby, Ontario, Canada

## **SAILING INSTRUCTIONS (SI)**

*The notation '[NP]' in a rule of the sailing instructions (SI) means that a boat may not protest another boat for breaking that rule. This changes RRS 60.1(a).*

### 1 RULES

- 1.1 In cases of conflict between the Notice of Race, Sailing Instructions and any Class Rules, the Jury will decide which shall govern.
- 1.2 Changes to boat or sails shall be referred to the Fleet Captain ([fleet@wyc.ca](mailto:fleet@wyc.ca)).

### 2 NOVEL CORONAVIRUS (COVID-19) INFORMATION

- 2.1 See NOR 2.

### 3 CHANGES TO SAILING INSTRUCTIONS

- 3.1 Any change to the sailing instructions will be posted on the Official Notice Board before 0900 on the day it will take effect, except that any change to the schedule of races will be posted by 2000 three days before it will take effect.
- 3.2 Changes to a sailing instruction may be made on the water by displaying flag L on the race committee signal vessel, relaying instruction change by hail and/or on the VHF radio, and receiving acknowledgment by hail or VHF radio from every boat that comes to the starting area.

### 4 COMMUNICATIONS WITH COMPETITORS

- 4.1 Notices to competitors will be posted on the Official Notice Board.
- 4.2 On the water, the Race Committee intends to monitor and communicate with competitors on VHF radio channel 72.
- 4.3 If the Race Committee displays flag T, alternate VHF channel 71 will be used.
- 4.4 The following **courtesy** communications may be made by the Race Committee on VHF channel 72:
  - Changes to sailing instructions,
  - displaying and removing visual signals,
  - sail numbers of boats breaking RRS 29.1, individual recall
  - general recalls under RRS 29.2, and
  - sail numbers of boats breaking RRS 30.

5 CODE OF CONDUCT

- 5.1 [DP] Competitors and support persons shall comply with reasonable requests from race officials.
- 5.2 [DP] The Ontario Sailing Association CODES OF CONDUCT, available at <https://ontariosailing.ca/about/governance/>, will apply.
- 5.3 [DP] The CODE OF CONDUCT for guests and members of the Whitby Yacht Club, available at <https://www.wyc.ca>, will apply.

6 SIGNALS MADE ASHORE

- 6.1 Signals made ashore will be displayed at the flagpole located on the lawn west of the clubhouse. (See NOR Addendum B)
- 6.2 When flag AP is displayed ashore, '1 minute' is replaced with 'not less than 45 minutes' in Race Signals AP.

7 SCHEDULE OF RACES

- 7.1 The schedule of races is listed in NOR Addendum A.
- 7.2 Two races will be run each night at the discretion of the Race Committee.
- 7.3 The scheduled time of the warning signal for the first race is 1830 in Series 1 to 3 and 1800 in Series 4.
- 7.4 A race will not be started in sustained winds less than 3 knots nor in conditions deemed to be unsafe or unfit for Race Committee.

8 CLASS FLAGS

- 8.1 The Shark Class flag is the Shark insignia on a contrasting background.

9 RACING AREA

- 9.1 The location of the racing area is shown in NOR Addendum C.

10 COURSES

- 10.1 The diagrams in SI Addendum A show the courses, the order in which marks are to be passed, and the side on which each mark is to be left.
- 10.2 The 2-letter designation of the course to be sailed is displayed on a staff at the stern of the race committee signal vessel.
- 10.3 For Course SA, the race committee signal vessel will display the approximate compass bearing and length of the first leg using display boards.
- 10.4 For Course SB, the race committee signal vessel will display, on a staff at the stern of the race committee signal vessel, the number of the fixed mark that will be used as Mark 1, and will display the approximate compass bearing and length of the first leg using display boards.

10.5 For Course FA, the race committee signal vessel will display, on a staff at the stern of the race committee signal vessel, the number of the fixed mark that will be used as Mark 1.

## 11 MARKS

11.1 Marks are as follows:

- Eight fixed yellow or orange barrels approximately 4' in height numbered 1 to 8 and arranged in a 2 nm diameter circle with a centre barrel numbered 9,
- yellow and orange inflated tetrahedrons approximately 5.5 feet in height, and
- a red ball approximately 34" in diameter.

11.2 The marks on Course SA are as follows:

- The Start / Finish Mark and Mark 2 are one of the fixed marks.
- Mark 1 is a yellow tetrahedron. The offset Mark 1a is a red ball.
- The new mark, as provided in SI 13, is an orange tetrahedron.

11.3 The marks on Course SB are as follows:

- The Start / Finish Mark and Mark 2 is an orange tetrahedron.
- Mark 1 is any one the eight fixed marks on the perimeter of the circle.
- The new mark, as provided in SI 13, is any one the remaining perimeter fixed marks on the circle.

11.4 The marks on Course FA are as follows:

- The Start / Finish Mark and Mark 2 is the fixed mark #9.
- Mark 1 is any one the eight fixed marks on the perimeter of the circle.
- The new mark, as provided in SI 13, is any one the remaining perimeter fixed marks on the circle.

## 12 THE START

12.1 [DP] Before starting its first race of each day, a registered boat intending to race shall check-in with the Race Committee by sailing past the stern of the race committee signal vessel with sail number visible and receive acknowledgement. The Race Committee will not accept reports of intent to start via VHF radio.

12.2 Races will be started using RRS 26 with the warning signal made 5 minutes before the starting signal.

12.3 The starting line is between a staff displaying an orange flag on the signal vessel at the starboard end and the course side of the port-end starting mark.

12.4 Boats whose warning signal has not been made shall avoid the starting area during the starting sequence for other races. The starting area extends 200'

ahead of and behind the starting line, and 200' beyond either end of the starting line.

- 12.5 If any part of a boat's hull is on the course side of the starting line at her starting signal and she is identified, the Race Committee will attempt to hail her sail number. Failure to hail her number, failure of her to hear such a hail, or the order in which boats are hailed will not be grounds for a redress for request. This changes RRS 62.1(a).
- 12.6 A boat that does not start within 5 minutes after her starting signal will be scored Did Not Start (DNS) without a hearing. This changes RRS A5.1 and A5.2.

### 13 CHANGE OF THE NEXT LEG OF THE COURSE

- 13.1 For Course SA, the Race Committee will lay a new Mark 1 and signal the relative direction change and/or relative length change using display boards in accordance with RRS 33. If the windward marks (Mark 1 and Mark 1a) are changed they will be replaced by a single mark. The Race Committee will remove the original mark(s) as soon as practicable.
- 13.2 For Courses SB and FA, legs of the course will not be changed after the preparatory signal. This changes RRS 33.

### 14 THE FINISH

- 14.1 The finishing line is between a staff displaying a blue flag on the race committee signal vessel and the course side of the finishing mark.
- 14.2 If the race committee signal vessel is absent when a boat finishes, she shall report her finishing time, and her position in relation to nearby boats, to the Finish Mark at the first reasonable opportunity.

### 15 PENALTY SYSTEM

- 15.1 The Scoring Penalty, RRS 44.3, does not apply.

### 16 TIME LIMITS AND TARGET TIMES

- 16.1 The Mark 1 Time Limit, Race Time Limit (see RRS 35), and the Finishing Window are shown in the table below.

Mark 1 Time Limit	Race Time Limit	Finishing Window
15	45	15

- 16.2 If no boat has passed the first mark within the Mark 1 Time Limit, the race will be abandoned.
- 16.3 The Finishing Window is the time for boats to finish after the first boat sails the course and finishes. Boats failing to finish within the Finishing Window,

and not subsequently retiring, penalized or given redress, will be scored Time Limit Expired (TLE) without a hearing. A boat scored TLE shall be scored points for the finishing place one more than the points scored by the last boat that finished within the Finishing Window. This changes RRS 35, A5.1, A5.2 and A10.

16.4 The Target Time is 30 minutes.

16.5 Failure to meet the Target Time will not be grounds for redress. This changes RRS 62.1(a).

## 17 HEARING REQUESTS

17.1 The protest time limit is 60 minutes after the race committee signal vessel docks. The time will be posted on the Official Notice Board.

17.2 Arbitration under RRS Appendix T applies.

17.3 The Arbitrator may subsequently sit on the Jury hearing the protest.

17.4 A fillable protest form is available on the Official Notice Board.

17.5 Completed forms shall be emailed to the Fleet Captain ([fleet@wyc.ca](mailto:fleet@wyc.ca)) before the protest time limit.

17.6 Arbitration meetings will be arranged by the Arbitrator and may be virtual. Hearings will be held once per month at a time and date posted on the Notice Board at least 1 week prior and may be virtual. This changes RRS Rule 61.

17.7 Protests alleging a breach of a class rule must be accompanied by an official copy of the applicable class rules. This changes RRS 61.2.

17.8 RRS 62.2(a) and 66.2(a) do not apply.

17.9 The right of appeal from a protest committee decision is denied as provided in rule 70.5[(a)][(b)][(c)].

## 18 SAFETY REGULATIONS

18.1 [DP] Once a boat has fulfilled her check-in requirements, if she no longer intends to participate in racing, she shall: a) keep clear of other competitors and b) notify the Race Committee at the first reasonable opportunity.

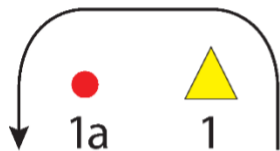
18.2 [DP] A boat that retires from a race shall notify the Race Committee at the first reasonable opportunity.

## 19 EQUIPMENT AND MEASUREMENT CHECKS


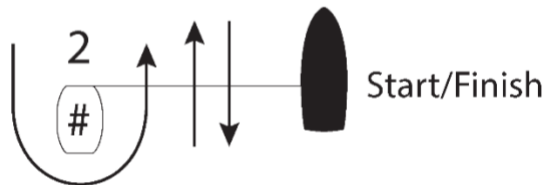
19.1 A boat or equipment may be inspected at any time for compliance with the class rules, notice of race and sailing instructions.

19.2 [DP] When instructed by a race official on the water, a boat shall proceed to a designated area for inspection.

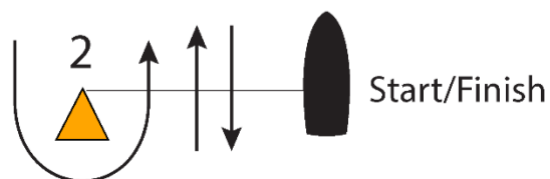
SI Addendum A  
Course Diagrams



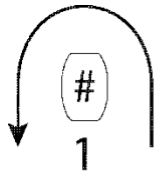
<b>Course SA – Windward/Leeward, Mark 1 Set</b>	
<b><i>Signal</i></b>	<b><i>Mark Rounding Order</i></b>
SA	Start - 1 - 1a - 2 - 1- 1a - Finish



<b>Course SB – Windward/Leeward, Mark 1 Fixed</b>	
<b><i>Signal</i></b>	<b><i>Mark Rounding Order</i></b>
SB	Start - 1 - 2 - 1 - Finish



SI Addendum A  
Course Diagrams (cont.)



<b>Course FA – Windward/Leeward, Fixed Marks</b>	
<b><i>Signal</i></b>	<b><i>Mark Rounding Order</i></b>
FA	Start - 1 - 2 - 1 - Finish

